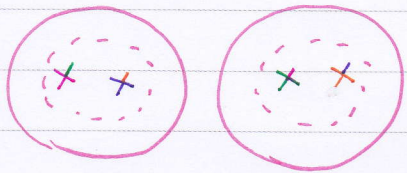


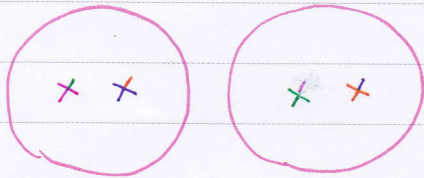
5. Prophase 2



- chromosome appear and nucleus envelope digested.

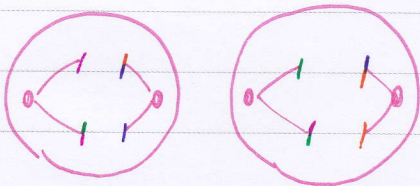
6. Metaphase 2

In metaphase 2, ~~the~~ sperate chromatids are sperate.



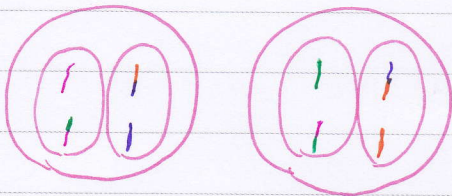
- chromosome line up at the equator.

7. Anaphase 2



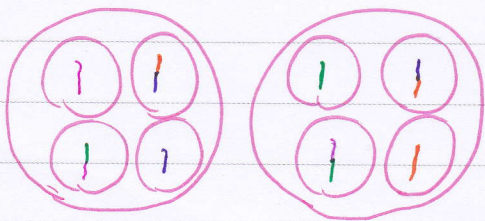
- centriole split the ~~same~~ chromatid to the opposite side.

8. Telephase 2



- nucleus envelope form around each set of chromosome.

↓
Cytokinesis



- cytoplasm divides.

haploid offspring cells